



GRIPCORE

Brought to you by

DOORCO



Introducing hybrid technology of composite doors

DOORCO is driven by innovating products which help our customers stand out from the crowd.

Developing a DOORCO solid core door was a logical step but it needed to push the boundaries. Drawing on the collective experience of our team and our specialist partners, we have created the first composite door engineered with GRiPCORE technology.

GRiPCORE technology is a hybrid of modern and traditional materials and has been engineered to deliver a door that is stronger, more rigid & thermally stable than anything on the market. The solid inner core consists 3 layers of cross laminated engineered hardwood, which is encased with LVL (Laminated Veneer Lumber) & hardwood stiles and rails for protection against any water ingress, and then pressed with DOORCO's signature 4mm GRP skins. The result is a door that will not crack, move or de-laminate, requires minimal maintenance and will look beautiful and protect the home for years to come.

Safety & Security – the DNA of GRiPCORE technology.

Find out more →


[GRiPCORE.com](https://www.gripcore.com)

Enquiries

01625 428955 | info@door-co.com

DOORCO, M6 Motorway House, Charter Way, Macclesfield, SK10 2NY

HYBRID



TECHNOLOGY

Watch the video.



With GRiPCORE technology, we have created the ultimate composite door. The innovative one-size-fits-all makes GRiPCORE a cutting-edge modern-day addition to any home. After all, a front door is more than just a door. It's a focal point for the home that can really make a statement.

GRiPCORE has a traditional or modern appearance that offers superior benefits to anything on the market. It creates a formidable barrier that requires minimal maintenance. A GRiPCORE door will protect the home against the elements, deter intruders and look beautiful for years to come.

GRiPCORE doors are available as a 914mm (44mm) door blank, which can be prepped and painted to meet your own specification.

Benefits.

- 44mm door blank engineered to the highest specification
- 3mm maximum thermal movement
- No cracking
- No de-lamination
- Bespoke designs, glass, glazing cassettes and colours available.



3 layered engineered hardwood inner core.



Pressed together to create a solid timber core.



Stronger, more rigid & thermally stable than anything on the market.




LVL & hardwood rigid outer frame.




Assembled slab is pressed with DOORCO's signature GRP skins.



Created from the best of both traditional & modern materials.



Available with its own bespoke glass collection.



Create your own statement with GRiPCORE doors.



All GRiPCORE doors come with a 10 year warranty.



Inside GRiPCORE

Encased LVL (Laminated Veneer Lumber) & hardwood stiles and rails for stability and protection against water ingress.

3 layered inner core of cross laminated engineered hardwood, creating a stronger, heavier and more robust door, that offers exceptional results when it comes to thermal efficiency too.

DOORCO's signature 4mm GRP skins are pressed onto the core with a unique method, ensuring flawless correlation with the core. Available in three finishes that can be painted any colour, they are a stylish, formidable barrier that requires minimal maintenance.

CUSTOMISE

Create your perfect door with our online door designer

Our responsive door designer works on any platform and allows you to play around with styles, colours, glass and hardware to create your perfect door. Know what you're looking for? Follow these 7 simple steps to create your design in seconds. Once you submit the quote request, we will do the rest! If you are a homeowner, we will forward your quote request on to a GRIPCORE supplier within your local area.

Our 7 Step Process

- 1. Select a Door Range**
Choose from our 3 distinct door ranges.
- 2. Select a Frame Style**
Choose from a wide range of frame options.
- 3. Select a Door Design**
Choose from a wide range of door designs.
- 4. Select a Door Colour**
Choose from a wide range of door colours. If you require a custom colour just specify the RAL Colour code inside the designer.
- 5. Select a Glass Design**
Choose from a wide range of glass designs.
- 6. Select Hardware Choices**
Choose from a wide range of hardware options such as handles, letterplates, knockers, numerals/house numbers and threshold.
- 7. Place your Quote Request**
Homeowners, we will forward your quote request to local GRIPCORE fabricators within your area.
Fabricators, we will contact you directly to setup your online ordering account to start ordering doors immediately.

Start designing today →

door-co.com/door-designer

Please Note.

DOORCO provide high quality slab/cassette/glass components to a wide network of DOORCO fabricators who can then provide you the full door set that you create using the DOORCO door designer. We only share your data with DOORCO customers who can help you with building and installing (if required) your door.

GRIPCORE Doors

You are creating more than just a front door. You are creating the focal point of the house that can make a statement, reflect an individual personality and style, or just simply set the home apart from the rest of the street.

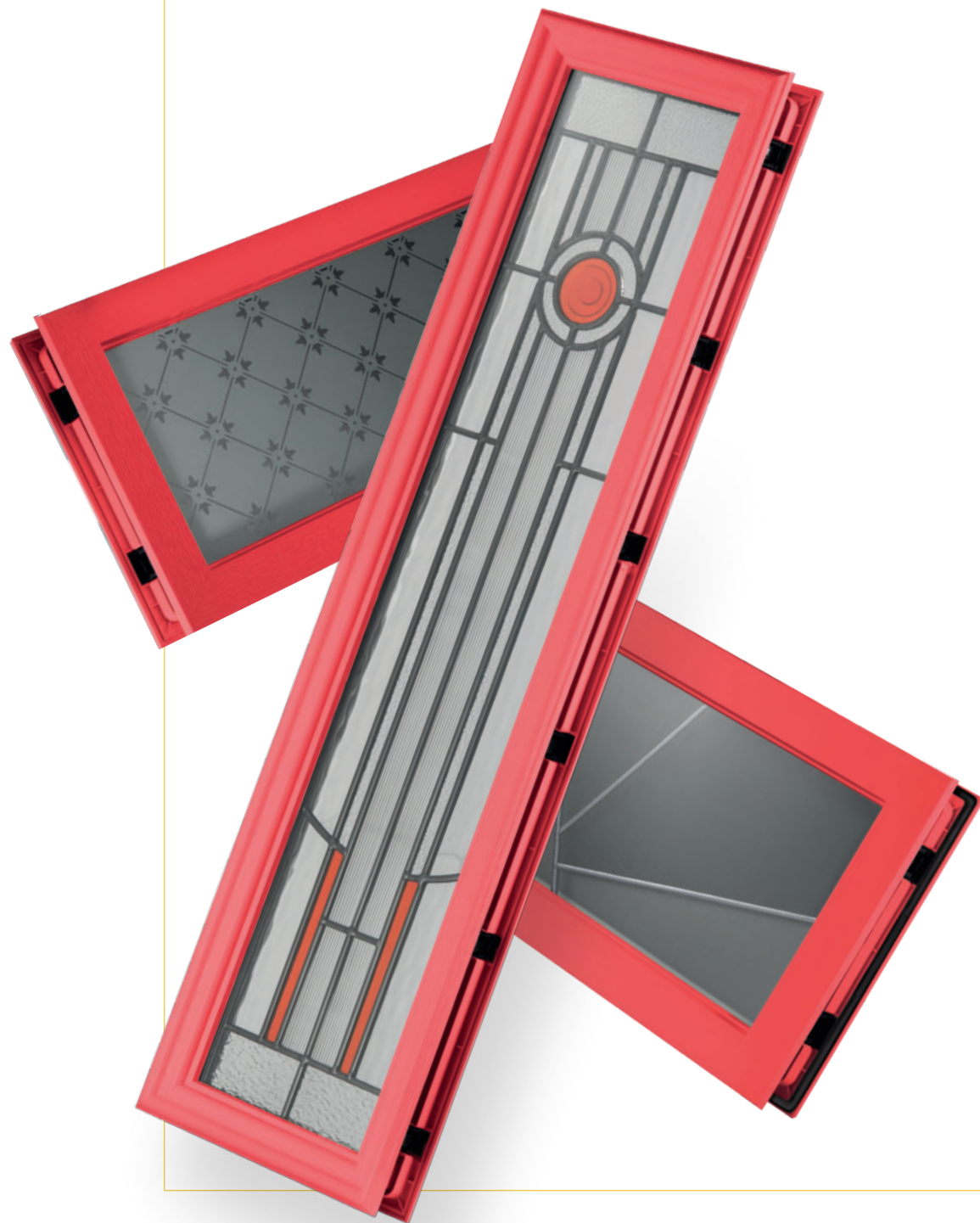
GRIPCORE technology is available in a wide range of designs to suit that statement. There are timelessly traditional choices with a woodgrain finish and highly defined mouldings, that will elegantly enhance any home. Or our more cutting-edge designs have smooth finishes, clean lines and angular details that are unconventional, in the best possible way!

Our product range →



Please Note.
 Images, designs and colours are for illustrative purposes only and may differ when manufactured. We reserve the right to amend or withdraw any products within this brochure without prior notice. Door colours shown in this brochure should be used for guidance only and the colour, intensity and sheen level may differ from print or web images. We do not accept any liability for whatever reason on door set availability, designs and hardware positioning on the images. All images portrayed in this brochure should not be reproduced without specific written permission from DOORCO Ltd.






Glazing

The glass you choose for a door can really set it apart. GRIPCORE's bespoke decorative glass designs will really make your door stand out from the crowd.

Our glass range →




Please Note.
Numbers is a bespoke glass design, customised to suit your number/letter requirements. We use a standardised font but the position and scale may differ according to the number of characters requested.

Inspired glass design


GRiPCORE has some unique glass designs in its collection that have been designed exclusively by our creative consultant and chief Doork, Jeyda Heselton. The hero glass design for GRiPCORE is called Tectronic. Here's the story behind the design:

"After reading an article about technology that has been developed over the last few years to predict earthquakes, I was comforted by the idea that the massive role technology plays in our everyday lives extends to protecting them too. I began thinking about the earthquake itself. The fallout is of course shattering - the movement of the tectonic plates causing monumental change to anything and everything nearby, leaving land left covered with uncompromising, jaded edges. From an artistic perspective, this chaos is also striking. It felt suitable that we've developed a door with the latest technology to protect our homes, and that the striking design of Tectronic could give a stylish hint to ordered chaos."



Colour Range

When it comes to colour, it's your choice. This is our bespoke GRiPCORE colour palette. There are more options on our website, including a wide range of premium colours and information on bespoke colour matching.



Door Finishes

Texture is so important to the overall aesthetics of the door design. GRiPCORE is available in three finishes:

Woodgrain

An authentic woodgrain texture presented flush for a blank canvas or with highly-defined mouldings for a traditional look.



Monza II

A linear panel design and book-matched woodgrain detail. Totally unique and totally contemporary.



Links

Designed to match the smooth finish of aluminium. Unique, clean and totally customisable.




Please Note.

Door colours shown in this brochure should be used for guidance only. We have made every effort to match the colour and stain you see in the brochure so it's as close as possible to our paint when applied to the doors. Due to the nature of the product it is applied to, there is sometimes a difference between them which we cannot avoid. The colour, intensity and sheen level may differ from the paper print version and we do not accept any liability for this for whatever reason. To ensure that you are getting the right colour on your door, ask for your DOORCO colour swatch today.


I N F L U E N C E D



Colour. **Calvary**



Finish. **Woodgrain**



Cassette. **Square**



Glass. **Louisiana**



Letterplate. **Chrome**



Handle. **Chrome Lever/Lever**



Carnoustie

Finish. **Woodgrain** | Colour. **Summit Gray** | Glass. **Metropolis** | Cassette. **Twin Vertical**



Astoria Belgravia



Louisiana Tectronic



Muirfield

Finish. **Woodgrain**
 Colour. **White**
 Glass. **Belgravia**
 Cassette. **Twin Top**



Troon

Finish. **Woodgrain**
 Colour. **Black**
 Glass. **Tectronic**
 Cassette. **Twin Top & Mid Panel**



Pinehurst

Finish. **Woodgrain**
 Colour. **Spartan Stone**
 Glass. **4 Bevel Square**
 Cassette. **Square**

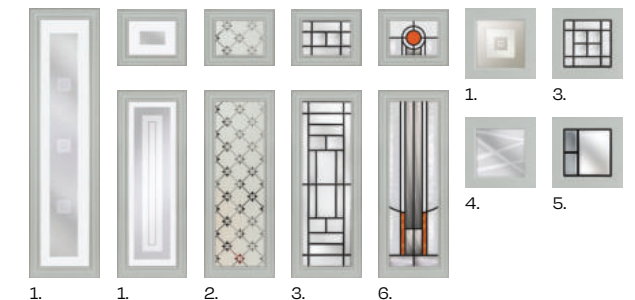


Muirfield Solid

Finish. **Woodgrain**
 Colour. **Rose Garden**

Additional Glass Choices

1. Cubic
2. Belgravia
3. Louisiana
4. Trinity
5. Graphite
6. Metropolis





Portrush

Finish. **Woodgrain**
 Colour. **Anchors Away**
 Glass. **Peak**
 Cassette. **Half Moon**



Portrush Sunburst

Finish. **Woodgrain**
 Colour. **Tropical Rainforest**
 Glass. **Optimal**
 Cassette. **Sunburst**



Riviera

Finish. **Woodgrain**
 Colour. **Forest Trail**
 Glass. **Stardrop**
 Cassette. **Half Moon & Mid Panel**

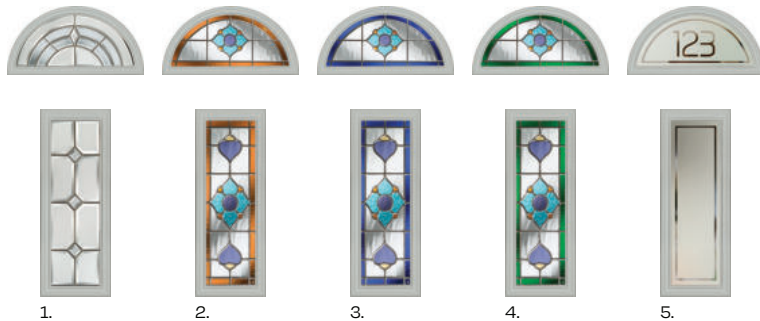


Lytham 4 Grid

Finish. **Woodgrain**
 Colour. **City Tower**
 Glass. **Optimal**
 Cassette. **Half Glaze 4 Grid**

Additional Glass Choices

1. Impression
2. Lanesborough Amber
3. Lanesborough Blue
4. Lanesborough Green
5. Numbers




1. 2. 3. 4. 5.

Lytham

Finish. **Woodgrain** | Colour. **Sandy Shoes** | Glass. **Numbers** | Cassette. **Half Glazed**



Louisiana



Metropolis



Monza II Augusta Long
Colour: Black Ice
Glass: Quadratum



Belfry

Finish. **Woodgrain** | Colour. **Chartwell Green** | Glass. **Louisiana** | Cassette. **Square**



4 Bevel Square



Graphite



Cubic



Trinity



Sunningdale

Finish. **Woodgrain**
 Colour. **Surfside**
 Glass. **Impression**
 Cassette. **Mid Panel**



Merion

Finish. **Woodgrain**
 Colour. **Temple**
 Glass. **Belgravia**
 Cassette. **Merion**



Pevero

Finish. **Woodgrain**
 Colour. **Tree Frog**
 Glass. **Trinity**
 Cassette. **Square**




Merion Grid

Finish. **Woodgrain**
 Colour. **Barnwood Gray**
 Glass. **4 Bevel Square**
 Cassette. **Merion Grid**

Additional Glass Choices

1. Belgravia
2. Cubic
3. Graphite
4. Hive
5. Lanesborough Amber
6. Lanesborough Blue
7. Lanesborough Green
8. Louisiana
9. Metropolis
10. Numbers
11. Stardrop
12. Tectronic





Augusta Long Left

Finish. **Monza II**
 Colour. **Anthracite Grey**
 Glass. **Quadratum**
 Cassette. **Augusta Long**



4 Square

Finish. **Monza II**
 Colour. **Pointed Rock**
 Glass. **Graphite**
 Cassette. **Square**



Solid

Finish. **Monza II**
 Colour. **Harbour**




Oakmont

Finish. **Monza II**
 Colour. **Balcony Sunset**
 Glass. **Tectronic**
 Cassette. **Oakmont**

Additional Glass Choices

1. Quantum
2. Cubic
3. Etch Lines
4. Graphite
5. Louisiana
6. Numbers
7. Tectronic
8. Trinity
9. Belgravia
10. Skyline
11. Victorian Border
12. 4 Bevel Square



Augusta


Finish. **Monza II** | Colour. **GRIPCORE Yellow** | Glass. **Etch Lines** | Cassette. **Augusta**




Graphite



Lotus




Numbers



Quadratum

Sunningdale
Colour. Treasure Seeker
Glass. Hive



Colour. Treasure Seeker



Finish. Woodgrain



Cassette. Mid Panel



Glass. Hive



Knocker. Chrome Bumble Bee



Handle. Knob Pull & Escutcheon




Augusta Long Right

Finish. **Woodgrain**
 Colour. **Stormy Bay**
 Glass. **Numbers**
 Cassette. **Augusta Long**



Augusta Long

Finish. **Woodgrain**
 Colour. **Bright Magma**
 Glass. **Etch Lines**
 Cassette. **Augusta Long**



Vilamoura

Finish. **Woodgrain**
 Colour. **Black Ice**
 Glass. **Metropolis**
 Cassette. **Twin Top & Twin Vertical**

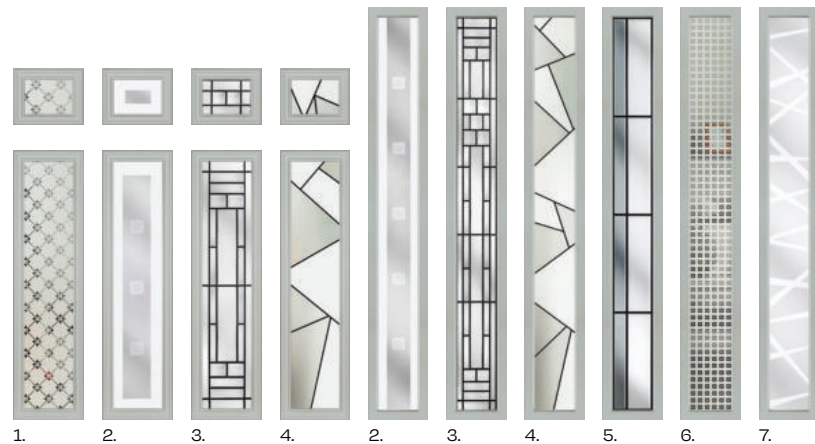


Seminole 4

Finish. **Woodgrain**
 Colour. **Black**
 Glass. **Belgravia**
 Cassette. **Twin Top**


Additional Glass Choices

1. Belgravia
2. Cubic
3. Louisiana
4. Tectronic
5. Graphite
6. Quadratum
7. Trinity



Oakmont

Finish. **Woodgrain** | Colour. **Desert Dunes** | Glass. **Victorian Border** | Cassette. **Oakmont**



Belgravia



Skyline



Cubic



Tectronic




Augusta Long

Finish. **Links** | Colour. **Pointed Rock** | Glass. **Quadratum** | Cassette. **Augusta Long**



Cubic Etch Lines Graphite



Louisiana Numbers Tectronic



3 Square

Finish. **Links**
 Colour. **Rooftop Terrace**
 Glass. **Cubic**
 Cassette. **Square**



Oakmont

Finish. **Links**
 Colour. **FLiP Coral**
 Glass. **Skyline**
 Cassette. **Oakmont**



Augusta Left

Finish. **Links**
 Colour. **Rose Garden**
 Glass. **Quantum**
 Cassette. **Augusta**

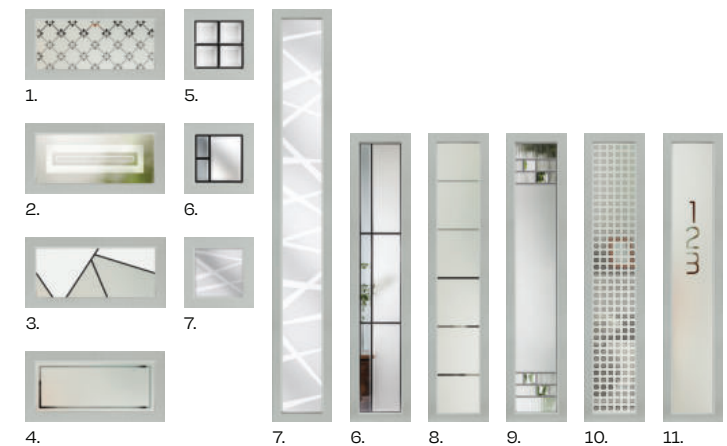


4 Square

Finish. **Links**
 Colour. **Fireglow**
 Glass. **Louisiana**
 Cassette. **Square**

Additional Glass Choices

1. Belgravia
2. Cubic
3. Tectronic
4. Victorian Border
5. 4 Bevel Square
6. Graphite
7. Trinity
8. Etch Lines
9. Lotus
10. Quadratum
11. Numbers



Links Oakmont
Colour: Summit Gray
Glass: Skyline





GRIPCORE

Brought to you by

DOORCO